

Montcalm County



4-H Cat Project Record Book

Name: _____

4-H Club: _____

4-H Leader: _____

Years in Cat Project: _____



MICHIGAN STATE | **Extension**
UNIVERSITY

Michigan State University Extension programs and materials are open to all without regard to race, color, national origin, gender, gender identity, religion, age, height, weight, disability, political beliefs, sexual orientation, marital status, family status or Veteran status.



Introduction

This project book has been created specifically for 4-H members enrolled in the 4-H Cat Project. Keeping a record book is an important part of the project. It will help you set goals for the project year, record your accomplishments and help guide your efforts to keep important records on your cat(s) healthy and contented, know the cost involved in raising a cat, and become a responsible cat owner. In addition, project participants will practice important life skills such as decision-making, communicating with others, leading self and others, planning and organizing, and accepting responsibility.

Why Complete a Record Book?

A record book is a way for you to learn. Here are some important reasons why 4-H expects you to complete a 4-H record book for your project.

Keeping a 4-H record book will help you:

- Organize yourself
- Set reasonable goals
- Appreciate what you've learned this year
- Recognize what you've learned and track your progress from year to year
- Explain what you've learned
- Keep track of costs of your project
- Gather information needed to apply for awards and scholarships
- Complete applications and resumes
- Meet requirements to participate in some county, state and national 4-H events.

Guidelines for the Cat Project Record Book

1. Exhibitors who are exhibiting a cat/kitten are **required** to complete a Cat Project Record Book. One record book can be completed for all of your project animals.
2. Start your record book at the beginning of the 4-H year (in September or when you join 4-H) and keep track of all your expenses and receipts during the year. It is important to update your record book monthly. Keep your book neat and complete.
3. Exhibitors are to include clear photographs of project animal. Photos should be permanently mounted and labeled with the name of the exhibitor and cat/kitten. Additional pages may be added for pictures.
4. It is recommended that exhibitors include parts of records books from the previous years to show improvement in the project area.
5. It is recommended that exhibitors put the Project Books in a notebook or binder to protect the pages. Plastic page protectors and dividers are acceptable but are not mandatory.
6. Project books will be judged on neatness and completeness. Presentation may also be considered.

By signing below, I am stating that I have personally prepared this completed this 4-H Cat Project Record Book and verify that the information given is correct to the best of my knowledge.

4-H Member

Signature _____ Date _____

4-H Parent/Guardian

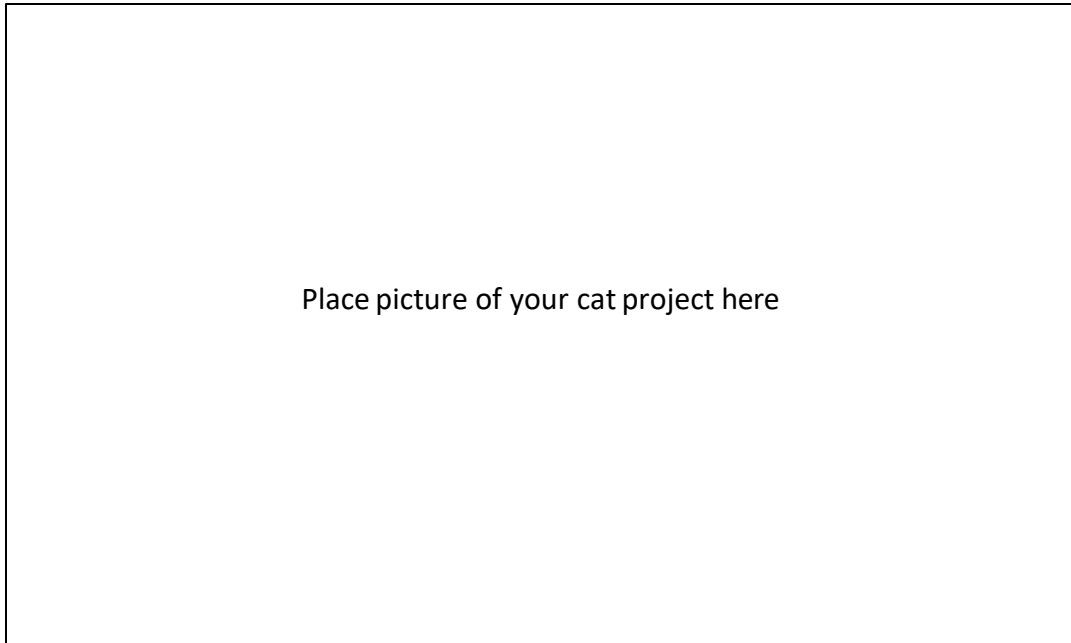
Signature _____ Date _____

4-H Leader

Signature _____ Date _____

*****Remember***** All cats are to remain in carriers until it is their time to be shown. **This rule will be strictly enforced.**

Information About My Cat
(Use One Sheet per Cat/Kitten)



Name of Cat: _____

Breed of Cat: _____ Coat Color: _____

Longhair: _____ Shorthair: _____ Sex: _____ Altered: _____ / Date: _____

Registration No. (if registered) _____ Association: _____

Eye Color: _____ Weight: _____ Height: _____ Length: _____
(shoulder height) (Head to rump)

My Cat's Age is: (if known) _____ Date of Birth: _____ Estimated age (if unknown): _____

I got my Cat/kitten from: _____ Cost: _____

Date I started my project: _____ Date I completed my project: _____

Description of my cat/kitten (include size, weight, color, any other identifying characteristics, and personality):

Cat Care

Use One Sheet per Cat/kitten)

How often do you clean your cat's litter box? _____

What kind of food do you feed your cat? _____

How often do you clean your cat's food and water dishes? _____

How often to you brush your cat? _____

How often do you take your cat to the veterinarian? _____

What is your cat's favorite thing to do? _____

What is your cat's favorite toy? _____

Does your cat do any tricks? _____ If so, please explain: _____

What do you do to keep your cat healthy? _____

Has your cat ever:

Been sick? _____

Been hurt? _____

Been lost? _____

Been neutered or spayed? _____

Do you have other pets? (include their names and species): _____

Medical Information

(Use one sheet per cat/kitten)

For your cat to achieve and maintain optimal health, your local veterinarian should carry out the following health care practices each year. Please include the date for any health practices your veterinarian performs on your cat/kitten.

Vaccinations	Date	Parasite Control	Date
Panleukopenia	_____	Fecal Exam	_____
Rhinotracheitis	_____	Deworm	_____
Calicivirus	_____	Product:	_____
Chlamydia	_____	Heartworm check	_____
Leukemia	_____	Preventative:	_____
Rabies	_____	External Parasite Control	_____
Feline Infectious Peritonitis	_____	Product:	_____
Physical Exam	_____		
Dental Prophylaxis	_____		
Blood Work	_____		

Veterinarian: _____

Clinic: _____

Address: _____

Phone: _____

Does your cat have any medical conditions that require special medication(s) or food(s)?
_____ Yes _____ No

What Medication(s) or Food(s)? _____

How often do you administer? _____

Miscellaneous Expense (grooming supplies, equipment, show entry fees, toys, etc.)

Date	Item	Reason Item purchased	Cost	Comments
	Total for the Year:		C.	

Health/Medical Expenses

Date	Treatment or Service	Performed By	Reason for treatment	Cost
	Total for the Year:			D.

Financial Summary

Income

Amount Listed in box labeled (A) **Total Income** _____

Expenses

Amount Listed in box labeled (B) _____

Amount Listed in box labeled (C) _____

Amount Listed in box labeled (D) _____

Total Expenses _____


Total Income _____

Minus Total Expenses -- _____

(Total Income minus total expenses)

Equals **Profit or Loss** _____
(circle one) (Amount)

Educational Page – Crossword Puzzle



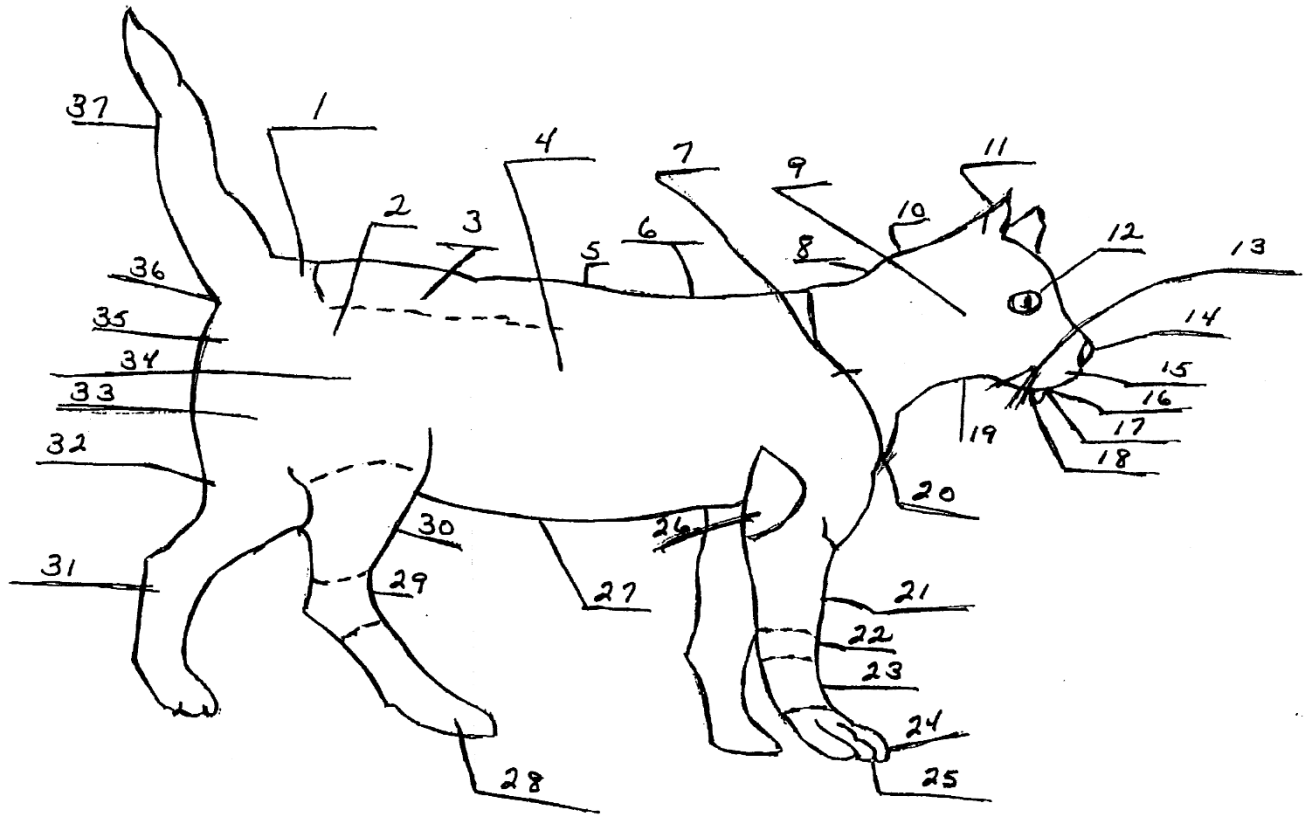
1. How many teeth does a cat have?
 2. A cat uses its _____ for measuring distance.
 3. A neutered male cat.
 4. A cat's _____ has tiny barbs on it.
 5. A female cat.
 6. A cat cannot see directly under its _____.
 7. The mother of a kitten.
 8. Which domestic cat breed is the only one native to America?
 9. The father of a kitten.
 10. Cats lap liquid from the _____ of their tongue.
 11. A group of cats.
 12. An adult female cat that has a litter of kittens.
-

Identify the body parts of a cat

Label each name with the correct letter

8-11 (11) | 12-14 (22) | 15-19 (all)

PARTS OF THE CAT



Back
Ears
Foreleg
Jaw
Metacarpals
Neck
Rectum
Shoulder
Whiskers

Belly
Elbow
Heel
Knee
Metatarsals
Nose
Ribs
Spine
Wrist

Cheek
Eye
Hindquarters
Lips
Mouth
Pads
Rump
Tail

Chest
Flank
Hip
Loin
Nape
Phalanges / Toes
Shank
Thigh

Photos

Photos of your project animal can be attached to this page.

My 4-H Cat Project Record Book Score Sheet

4-H Member: _____

4-H Club: _____

Page		Possible Points	Your Points
1	Cover Sheet	10	
	All information neat and complete.		
3	Record Book Guidelines	5	
	All signatures		
4	Information About my Cat	10	
	All information is neat and complete. Includes photograph of project animal(s).		
5	Cat Care	10	
	All information is neat and complete.		
6	Medical Information	10	
	All information is neat and complete.		
7-9	Expense Records	20	
	Current copy attached-required		
10	Personal Growth	10	
	All information is neat and complete.		
11	Educational Page - Crossword	10	
	All information is neat and complete.		
12	Educational Page – Body Parts	10	
	All information is neat and complete.		
13	Photographs	5	
	Photographs are neatly arranged.		
	Total Points	100	
	A: 90 points or above, B: 80 - 89 points, C: 79 points and below		
	Grand Total		